


# PowerKit Engine 6M11 Series

## General Specifications

Bore & Stroke	105x130 mm
Displacement	6.75 L
Cylinder Number	6
Compression Ratio	18:1
Fuel System	Mechanical Pump
Governor	Mechanic/Electronic
Aspiration	TA
Emission Standard	EU Stage II



Engine Speed	Engine Output		Typical Generator Output (ESP)
	Prime(PRP)	Standby(ESP)	
RPM	kWm	kWm	kWe/kVA
1500	128	140	120/150
1500	138	152	132/165

Engine Speed	Engine Output		Typical Generator Output(ESP)
	Prime(PRP)	Standby(ESP)	
RPM	kWm	kWm	kWe/kVA
1800	120	132	110/138
1800	144	158	135/170
1800	164	180	150/188
1800	182	200	175/220

## Standard Equipment

### Engine and block

- Cast iron gantry type structure block
- One-piece forged Crankshaft
- Separate cast iron cylinder heads and wet liners
- Aluminum alloy pistons with oil cooling gallery

### Cooling system

- Radiator and hoses supplied separately
- Thermostatically-controlled system with belt driven coolant pump and pusher fan

### Lubrication system

- Flat bottom large capacity oil pan (16L)
- Spin-on full-flow lub oil filter
- Special design connector for oil heater and drawing off oil pump

### Fuel system

- P type fuel injection pump and injector for higher inject pressure
- Duplex fine filter and large capacity pre-filter for better efficiency

### Air Intake and exhaust system

- Mid-position and below inlet turbocharger optimized for industrial application
- Special rear mounted air filter with restriction indicator
- High performance silencer as standard
- Stainless steel exhaust manifold shield for heat isolating

### Electrical system

- 24V electric starter motor and battery charging alternator
- Standard sensor connector

### Flywheel and housing

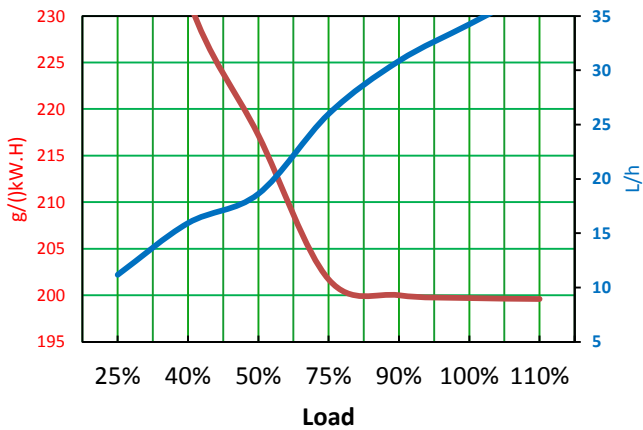
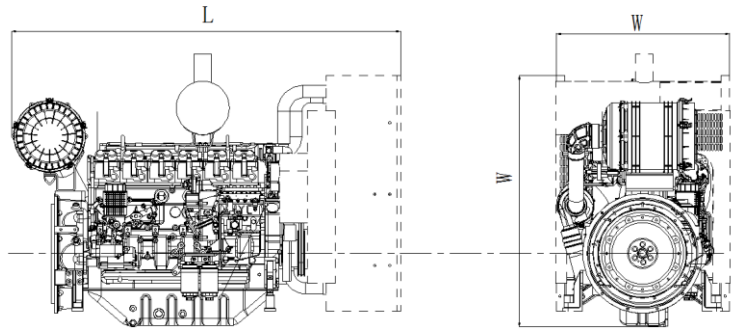
- SAE3 flywheel housing and 11.5" flywheel

	Continuous Power(COP)	Prime Power(PRP)	Standby Power(ESP)
Mean engine load factor	100%	≤70% per 250 h	≤80% per 24 h
Annual working time	Unlimited	Unlimited	≤200 h
Time at full load	Unlimited(Max. load ≤0.85PRP)	≤500 h per year	≤25 h per year
Overload capacity	NO	1 h per 12 h(10% overload) ≤25h per year	No

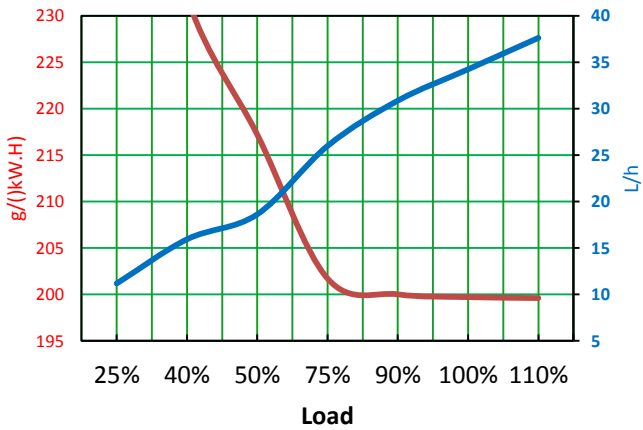
# PowerKit Engine 6M11 Series

## Dimensions and Weight

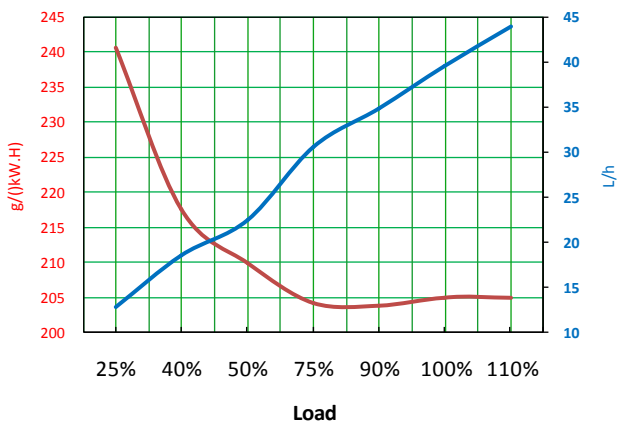
Length	1727 mm
Width	853 mm
Height	1145 mm
Weight	750 kg



6M11G150/5e2-128kW/1500rpm



6M11G165/5e2-138kW/1500rpm



6M11G100/6e2-120kW/1800rpm

### Powerdefinition

Standard ISO 3046/1 -1995(F)

### Reference conditions

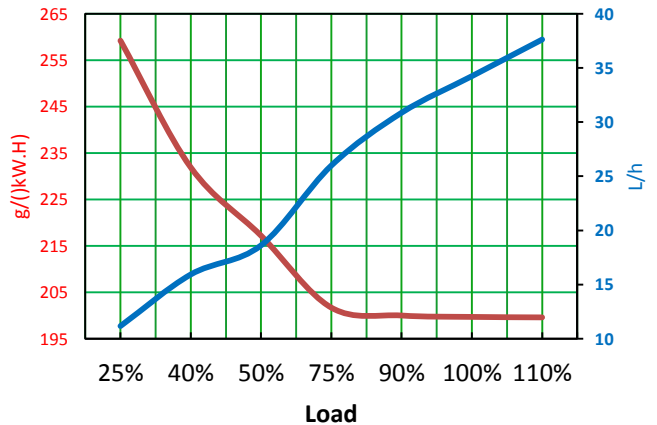
Ambient temperature	25°C
Barometric pressure	100kPa
Relative humidity	30%

### Fuel

Relativedensity	0.840kg/L
Lower calorific power	42 700 kJ/kg
Consumption tolerances	± 5 %

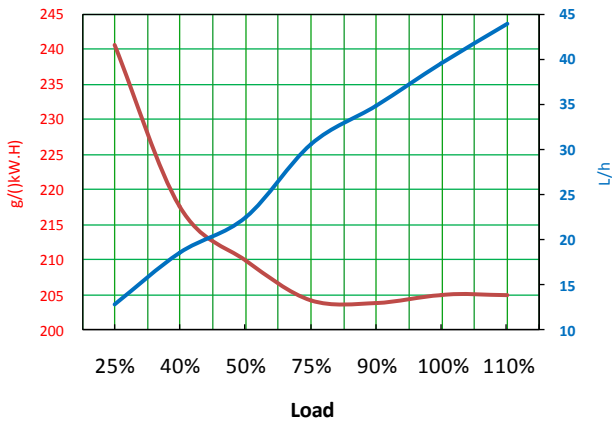
### Lube oil

Recommend grade	CF 15W/40
-----------------	-----------

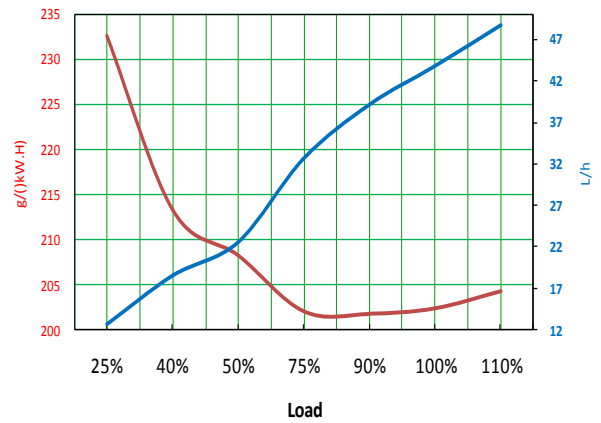


6M11G120/6e2-144kW/1800rpm

## PowerKit Engine 6M11 Series



6M11G135/6e2-164kW/1800rpm



6M11G160/6e2-182kW/1800rpm